

IT'S 10 O'CLOCK.

DO YOU KNOW WHERE YOUR TRAFFIC IS?



Bluetooth
5.0
Low Energy

Triple sensor = more data



Collect data for all modes



Easily share your results



Bluemac x7 opens up a world of new data from wearable devices, smartphones, car stereos, and other sources by detecting Bluetooth® Low Energy (BLE) signals. BLE captures 6 to 7 times more data than Bluetooth® Classic. Bluemac x7's triple sensor technology captures data from BLE, Bluetooth® Classic and WiFi, offering unmatched capture rates.

Your city in real time.

Make more informed decisions.

Corridor Trip Length Studies

Is traffic on this road local or long-distance?



HOW CAN THIS BE USED?

Corridor studies, regional studies

Performance Monitoring

How is traffic changing over time?




HOW CAN THIS BE USED?

Traffic monitoring dashboards, arterial performance measures

Origin-Destination Studies

How do cars circulate in and through my area?

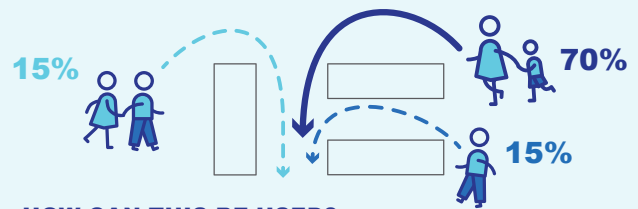


HOW CAN THIS BE USED?

Circulation studies, traffic management plans

Pedestrian Flow Map

Where do pedestrians go within my campus?

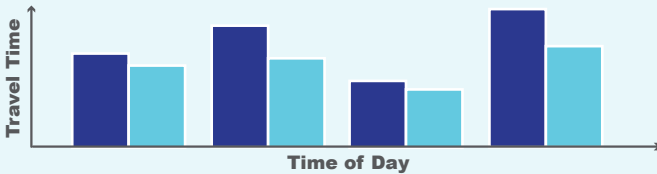


HOW CAN THIS BE USED?

Campus planning, pedestrian and bicycle planning studies

Before-After Evaluations

How have travel times changed on my route?



HOW CAN THIS BE USED?

Signal retiming, corridor studies, arterial performance measures

Pedestrian Dwell Times

Where are pedestrians waiting within my venue?

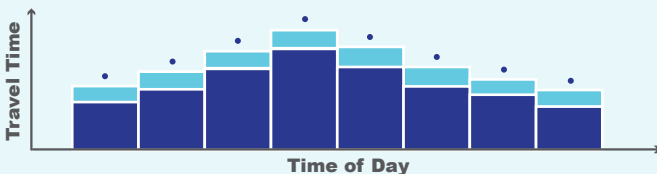


HOW CAN THIS BE USED?

Transit performance studies, delay studies

Travel Time Reliability Studies

How predictable are travel times on my route?



HOW CAN THIS BE USED?

Signal retiming, corridor studies, arterial performance measures

ITS Triggers

Integrate Bluemac data into your system



HOW CAN THIS BE USED?

Traffic responsive plans, incident alarms, DMS, traffic monitoring dashboards



FIND OUT MORE AT
bluemacanalytics.com

© 2019 BluemacAnalytics